

IGWA Bulletin

FROM OUR PRESIDENT

Greetings,

Since our last newsletter, issues that impact our industry have been in the news a great deal. The slowly improving economy has caused business to pick up somewhat in the water well industry. While no one I have spoken to is expecting record-breaking profits this year, the jobs that have been trickling in have been a welcome sign of better times to come. In addition to the state of the economy, stories about drilling safety have also made the local and national news. As you have probably seen, eleven people lost their lives on a drilling platform in the Gulf of Mexico. Closer to home, we recently lost one of our own local drillers, Cole Gardner, of *Malad*.


I got the news of Cole's accident from Dennis Dunn at the Department of Water Resources. I later had the opportunity to speak with Mrs. Gardner to give her my condolences. As both a wife of a driller and having served as a drill rig helper, she was able to shed some light on the circumstances surrounding Cole's death. Cole recently left his business endeavors in southeast Idaho to work as an employee at a water drilling firm in Nevada. There is a great deal of uncertainty about the actual details of the accident. It is certain that at some point during the operation, a drill rod came loose, fell, and hit Cole, knocking him to the ground. The job was being done in a very remote location and Cole's fellow workers had to travel over 30 miles just to contact help. A life-flight helicopter was dispatched to the site and Cole was pronounced dead at the hospital.

This may seem a bit morbid to get into the details of what happened, but I know that it is in our nature to want to try to make sense of accidents by learning from them. It is not my intention to draw any conclusions here as to what happened in Cole's accident. That will be determined by OSHA and others. In the past few weeks, I have thought about what Cole's wife and one of his friends told me about him. The process of dealing with the accident has been made much harder for them because Cole was very safety conscious. Cole was one of those guys who would, when no one was looking, put on his hardhat, ear protection, and gloves, to work by himself. Safety was important to Cole.

Cole's dedication to safety has caused me to reflect on what safety means in our industry. As with most people, we tend to define ourselves by what we do. Pump installer, driller, manufacturer, supplier, etc. Whatever our title, we talk a lot about safety. Our field is inherently dangerous. Back injuries, lost fingers, broken bones, and even fatal injuries are all possible in our line of work. Our worker's compensation insurance rates make that very clear.

Financial considerations almost always enter into our talk of safety. We know that accidents are costly. They cost us in higher insurance premiums, lost productivity, and lost jobs. But after reading Cole Gardner's obituary and speaking to his wife this week, I have been thinking about safety differently. Accidents happen in our field and it is obvious that they are costly. Of course employers pay higher premiums, but there are other costs. If you are injured in the field, you pay the costs in lost time, wages, and pain, just to name a few. But there are others that pay. Besides having the title of pump installer or driller, chances are you have other titles: Husband, father, brother, friend. Your loved ones will also bear the cost of your injuries. It is for those people that I want to urge you to take the time to think about your safety. Be present. Always keep in mind the "what ifs." Taking care of yourself means you will have the ability to take care of those who depend on you. Accidents can happen to the best of us. Accidents can happen to the worst of us. They shouldn't happen to any of us.

Be safe,



Roger Buchanan, IGWA President

Roger P. Buchanan, CWD/PI





**COMPANY
INC.**

"Legendary Service"

Quick **PAK**



Franklin Electric

- Motor, Pump, & Drive in One Package:
- 5 Year Warranty on all QuickPAK Components.
- Selection based on Flow Requirements.
- Plug and Play right out of the box.
- All Components made by Franklin Electric



Jon Kersten
Meridian Branch Manager
Cell 208-871-0134

Scott Bishop
Idaho Falls Branch Manager
Cell 208-520-4637

Brad Carlstrom
North Idaho Sales
Cell 208-215-1214

Meridian, ID
800-285-7875

Idaho Falls, ID
877-982-7867

Bozeman, MT
866-556-8385

Denver, CO
800-336-4631

Moses Lake, WA
877-230-3421

Phoenix, AZ
888-502-4926

Billings, MT
800-234-7426

Missoula, MT
800-326-6795

Tumwater, WA
877-690-2915

Kalispell, MT
866-610-5961

Clackamas, OR
866-289-6475

Albuquerque, NM
800-344-8238

FROM OUR EXECUTIVE DIRECTOR

Updates from Your Idaho Ground Water Association

Thank you, first of all, for being a member of the Idaho Ground Water Association. You are receiving this informative newsletter as a benefit to you and your business for being a current member of the IGWA – *your* association. As you know, belonging to an association is critical to having a unified voice and representation for the industry you are a part of and profession you have chosen. The Idaho Ground Water Association has been representing members of the Idaho well construction industry since the 1940s. And although 60 years have gone by, the basic principles and fundamentals of this association have remained—to represent its members, to defend and protect the ground water industry and resource, and to maintain the integrity and professionalism of the industry.



Executive Director Roger Batt

The Idaho Ground Water Association's Board of Directors has been working diligently on several issues to ensure the industry you have invested your livelihood in remains for future generations. As an association, we will be expecting to meet with the Idaho Department of Water Resources this summer to conduct Rulemaking on the Underground Injection Code Rules to eliminate some of the bureaucracy and red tape through the application process. The IGWA will also be conducting Rulemaking with IDWR on the Well Driller Licensing Rules to enhance the CEC Program, allow for funding to be spent on better presenters and hands-on training, to lessen the number of credit hours per driller-licensing period, and allow for carryover credits from licensing period to licensing period.

The Idaho Ground Water Association will be working over the next twelve (12) months to address concerns about the Low Geothermal Temperature Issue. Plans are underway to have legislation drafted by the 2011 legislative session to increase the temperature to 125 degrees Fahrenheit. This will allow for Drill Logs to be more accurate and eliminate having to use Rule 30 when encountering temperatures in excess of 85 degrees Fahrenheit under the current Statute and Rules. Scientific data is needed to explore IGWA's options on this issue and will set the state for IGWA to present legislation to water users and the Idaho legislature.

Initial steps have been made to implement Idaho's Ground Water Education Program by filming mud rotary drilling in April with Down Right Drilling & Pump. KIVI Channel 6 developed a news story/30-second PSA and an 80-second flash Drive for IGWA's newly developing website. Footage for air rotary and cable tool drilling will take place across the state over the summer to encompass the entire industry and to educate our citizens about the importance of Idaho's ground water industry and how it provides safe drinking water to Idaho households.

Make sure you mark August 10-12, 2010, on your calendars as these will be the dates IGWA will be hosting its annual summer retreat at Cactus Pete's in Jackpot, Nevada. CEU's will be given during this retreat for license renewals. The IGWA will also sponsor a Slot Tournament, BBQ, and Golf Tournament. Please bring a spouse, friend, or prospective member to this important and fun-filled event!

On behalf of the Idaho Ground Water Association, thank you for being a part of this organization. I wish you the very best in your business opportunities. Have a great summer and stay safe. Happy Drilling!

by Roger Batt – Executive Director

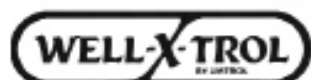


FERGUSON®

Pump & Drilling Division

a **WOLSELEY** company

FERGUSON YOUR ONE STOP SOURCE for the finest quality pump and drilling products in the Northwest. Free delivery on our trucks.



We custom build VTLS, Submersible Turbines and Centrifugal Pumps.

Please contact your local Ferguson location for more information:

Bellevue
(208) 788-0234

Coeur d'Alene
(208) 667-8093

Nampa
(208) 465-0400

Soda Springs
(208) 547-1828

Blackfoot
(208) 684-9681

Idaho Falls
(208) 522-6994

Pocatello
(208) 238-1091

Sandpoint
(208) 255-4888

Boise
(208) 376-6660

Lewiston
(208) 743-1508

Rexburg
(208) 359-1585

Twin Falls
(208) 733-3770

www.ferguson.com

SAYING GOOD-BYE...

COLE GARDNER

Cole James Gardner, 50, of Malad, ID, passed away tragically while doing what he loved, Thursday, April 29, 2010, in the desert of Nevada while drilling a well.

Cole was born January 8, 1960, in Malad, ID, to Bernard and Betty Kay Gardner. He married Lori in 1982 and instantly took on the role of being a proud dad to Tyson. Together they were blessed with two girls, Rainie and Colbie. He also loved his grandchildren, Riley, Shayla, Dakota, and A.J.

Cole graduated from Malad High School and attended ISU.

Cole was proud to be a fourth-generation water well driller. His work was not only legendary in Idaho and the surrounding states, but as far as Hawaii, Guam, and Palau.

Cole lived for the challenge of finding water where no one else could. His wife often teased (that) he had water running through his veins. His witching tools were really like magic wands, though he never told anyone. One of his many accomplishments was buying his drilling rigs.

He was always spontaneous and unpredictable. He enjoyed fishing, painting, and traveling. He had a big heart and was willing to give anyone the shirt off his back. Not only this, but his caring and genuine personality made him friends everywhere he went.

Cole was preceded in death by his mother, father and older brother, Jason Charles Gardner. He is survived by his wife of 28 years, children, and grandchildren.

Funeral services (were) held on Thursday, May 6, 2010, at noon in the Horsley Funeral Home, 132 W. 300 N., Malad, Idaho. Burial (followed) in the Malad City Cemetery. Condolences may be sent to www.horsleyfuneralhome.com. The family requests that donations be made to the Cole Gardner Trust account that is set up under Tyson Christensen's name at Ireland Bank, 33 Bannock St., Malad, ID 83252.



JOHN E. GIRTON, JR.

John E. Girton Jr., 56, of Murray, Utah, passed this life at 3:25 p.m. Tuesday, April 27, 2010.

He was born Aug. 21, 1953, to John E. Girton and Barbara (Woollard) Girton in Danville, Ill., they preceded him in death.

Survivors include his daughter, Alicia Zaccarelli (Jimmie Evans) and their children, Taylor and Cole Zaccarelli, and Callie Evans of Oakwood, Ill. He also is survived by his brother, Lance Girton of Salt Lake City, Utah, and Lance's two sons, Lance Alan Girton of Salt Lake City and Derek (Laura) Girton, and their sons, Zachery and Kyle of Oakwood; his brother, Jerald (Jackie) Girton and their daughter, Kristi; and his sister, Janis (Ray) Dunn all of Oakwood. Also surviving is his special friend, Sherry Worthen of Kearns, Utah, and their dog, Beau.

John graduated from Oakwood High School in 1971, where he excelled in athletics. He attended Baylor University in Texas and Danville Junior College in Illinois.

He was the branch manager at Kelly Pipe, where he made many wonderful friends and thoroughly enjoyed his work. He had also worked at Brown-Strauss and Danville Steel.

John loved spending time with his daughter and grandchildren, and taking Beau for long drives in the mountains. He enjoyed being in the desert and the mountains, listening to music, playing the keyboard and reading.

No services were held per John's wishes. In lieu of flowers, donations may be made in his name to: Oakwood Community Education Foundation, Attn: Laura Girton/Terri White, P.O. Box 654, Oakwood, IL 61858 or Intermountain Homecare Hospice Program, 2250 South 1300 West, Salt Lake City, Utah 84119. Condolences may be sent to the family at valleyviewfuneral.com (*Idaho State Journal* on May 5, 2010.)





DrillMax 400

With 6 different models to choose from when you buy a DrillMax rig you decide what options you want and need on it. This way you are assured of getting everything you need to make your drilling business as efficient and profitable as possible.

Water, geo thermal or a combination of both the DrillMax 400 can be "optioned up" to meet all your drilling needs!

DrillMax 400 Air Rig

\$419,672

Includes base rig specifications plus the following options:

- +750/300 screw compressor
- +3 spool helpers control
- +2000 lb aux. sand line with hydraulic swing and extend
- +Bean injection pump 9 GPM
- +12 gallon lubricator

DrillMax base rig specifications

- +Pullback—19,000 lbs.
- +Pull down—12,000 lbs.
- +Top head rotation 0-300 and up to 6000 ft-lb torque with 3" swivel and hydraulic slide.
- +Retract table 18" opening and air powered breakout fork
- +48" hydraulic breakout wrench
- +Winch 12,000 lb. two speed with 120 ft of 5/8 NS cable jib arm extends and pivots over table and pipe rack center lines
- +26 ft. of top head stroke
- +Pipe rack for 20 ft drill pipe
- +Single arm loader
- +Four 36" stroke leveling jacks
- +Tool tray on helpers side
- +Driller and helper platforms
- +Mounted on IHC 7500 6 X 4 or F750 4 X 4 depending on options

DrillMax 400 Mud Rig

\$348,967

Includes base rig specifications plus the following options:

- +4 X 3 X 13 centrifugal pump
- +Carousel 8 pod 3 1/2" 20 ft.
- +3 spool helpers control
- +2000 lb aux. sand line with hydraulic swing and extend
- +Dual motor pipe spinner
- +Loop reel holder
- +Bean injection pump 9 GPM

DrillMax 400 Air/Mud Rig

\$399,552

Includes base rig specifications plus the following options:

- +500/200 screw compressor
- +5 X 6 piston pump
- +3 spool helpers control
- +2000 lb aux. sand line with hydraulic swing and extend
- +Dual motor pipe spinner
- +Loop reel holder
- +Bean injection pump 9 GPM

DrillMax, Inc.
5801 S.W. 6th place
Ocala Florida 34474
352-427-7787 352-237-0450 fax



Forge Pacific LLC
2601 Wynooski Road
Newberg Oregon 97132
800-520-1203 503-538-2004 fax

"drill rig quality, performance and affordability backed by a lifetime of experience and knowledge is our commitment to you"

PLANNING: THEME OF THE IGWA-SPONSORED MUD DRILLED DEMONSTRATION WELL

First of all, a word of thanks to the Idaho Ground Water Association, Down Right Drilling & Pump, Robertson Supply, Inc. and of course Five O'Clock Rhonda for organizing the demonstration well on the property of Jack Gleason, near Caldwell, ID.

As mentioned in the title, the theme of the demonstration well was planning. Before the well was started, the design depth, diameter, local geology, equipment capabilities, and potential problem areas were reviewed. From previous experience in the area, it was expected that the drilling would primarily be clay to sand and clay intermixed, to cemented sands, and finishing again in clay. The rig was a truck-mounted top drive unit that was supplemented with a duplex mud pump and solids control system. Each morning began with a short classroom presentation on what products and equipment were going to be used that day and why they were being used.

A simple two-part drilling fluid system was selected to handle the range of drilling conditions expected. A backbone of a high-yielding bentonite for viscosity and gel strength, with (PAC) polymer added to enhance fluid loss control, encapsulate clay cuttings and increase viscosity. The make-up water was tested for ph, hardness, and chlorides followed by a slight adjustment with soda ash.

Throughout the drilling process the drilling fluid was tested for viscosity, density, fluid loss, ph, and sand content. Volume adjustments were made as required by adding additional bentonite and polymer, although the frequency of these adjustments was substantially reduced due to the performance of the fluid cleaning system on site.

The well was completed to a total depth of 420 feet without incident (always a relief). PVC casing and screen was installed into the well with the first 100 feet being screened. A sand pack was installed and tagged to 20 feet above the screen. Bentonite chips were added to 7 feet above the sand pack followed by 30% bentonite grout up to 180 feet. Six feet of bentonite chips were then added and allowed to swell, forming a base for a low- temperature cement / bentonite grout that was used to seal the well in the vadose zone up to 14 feet. Low-curing-temperature cement /bentonite grout was chosen for use with the PVC casing. Bentonite chips will be added to the surface when the pump and pit-less are installed.

The well was developed the next day and clean water flowed at approximately 60 gpm; however, with additional chemical development, the fully developed well produced in excess of 200 gpm.

Planning any project is important especially in the drilling industry. Anticipating possible problems such as loss circulation, changing formations, breakdowns, weather, and to the extent possible, having the materials on site to deal with them, will at the end of the day make things go better. So when planning your next mud drilling project, take a little extra material along, just in case.

Norm Pelak, Stewart Krause Wyo-Ben, Inc.



DRILL MORE WITH ROCKMORE

ROCKMORE
INTERNATIONAL

- Home
- About
- Applications
- Products
- Events
- Newsroom
- Contact

- Resources for:**
- ▶ Mining
 - ▶ Tunneling
 - ▶ Construction
 - ▶ Quarry/Aggregate
 - ▶ Water Well
- Products:**
- ▶ DTH
 - ▶ Extension
 - ▶ Drifting & Tunneling
 - ▶ Tapered & H-Thread
 - ▶ Integral
 - ▶ Shank Adapters




ROCKMORE INTERNATIONAL is a leading global manufacturer of premium quality percussive rock drilling tools. Our high-performance products include threaded and tapered drill bits, DTH bits and hammers, extension and tunneling rods, integral and tapered rods, shank adapters and other drill tool accessories. With manufacturing centers in two hemispheres and distribution centers on nearly every continent, Rockmore International provides a wide range of quality tools to mining, construction, tunneling, quarrying, and water well projects all over the world.

Photo Gallery

IN THE NEWS

Technology

How can we better serve you? 

Click here for our [ONLINE SURVEY](#)

Introducing the New XR32 Thread Design for Drifting and Tunneling Operations



Rockmore International has announced a revolutionary new thread design, XR32, to improve precision and efficiency in drifting and tunneling operations, and to extend thread life.

This new thread design is the product of Rockmore's in-house R & D and manufacturing facility, in response to demand from underground drillers for a stronger and more powerful drill string. Extensive lab and field testing has demonstrated the effectiveness of the

XR32 thread system in providing more efficient energy transfer, higher bit penetration rates, and longer thread life for both bit and rod. The new XR32 thread is employed at the bit connection end for hex drifting and tunneling rods, and is used for both male and female components - both tunneling bit and rod. The other end of the rod, connected to the coupling or shank adapter has a standard thread such as R38 or T38. That means smooth integration into your existing drill string. [More](#)

MultiPoint - The Next Generation of Carbide Inserts for Button Bits

Rockmore International, a global manufacturer of rock drilling tools, has developed a revolutionary new carbide insert design for their button bits, the MultiPoint.

In percussive drilling, penetration rates depend on efficient crack propagation. With a conventional hemispherical insert,

there is a single tangent point striking the rock, resulting in the rapid development of wear flats. Rockmore's exclusive new carbide insert design provides multiple strike points for more efficient rock fracture and longer insert life.

Extensive rock-drilling trials showed that Rockmore's button bits with MultiPoint inserts last up to 20% longer than the standard hemispherical design, and increased penetration rates by 10%. Wear flats appeared slower and later in the insert life than with hemispherical inserts. Testing also revealed that the MultiPoint inserts provided smoother bit rotation and advancement. [More](#)



Download our full [PRODUCT CATALOG](#) here.

2502 EAST TRENT AVENUE
SPOKANE, WA. 99202
PH: 1-800-938-0196

1449 SOUTH TEARE AVE
MERIDIAN, IDAHO 83642
PH: 1-800-325-8168

6991 S. COMMERCE PARK
MIDVALE, UTAH 84047
1-800-133-6065



Franklin Electric



OUR COMMITMENT IS TO PROVIDE SUPERIOR SERVICE & SUPERIOR PRODUCTS AT COMPETITAVE PRICE.

DRILL LOGS



Director Rob Dawson

There seems to be a problem with filling out Drill Logs. Or maybe I should say some drillers seem to have a problem filling out Drill Logs correctly. I am sometimes guilty of not making the 30-day requirement. I do, however, attempt to fill out a Well Log completely and accurately.

Recently I was drilling in an area with a wide variation of depths and water production. I had drilled to 400 feet and was producing .25 gpm. Many changes in the formation were encountered, and I had already entered 32 changes on the Log. About a month later it was decided to deepen this well. Drilling went to 851 feet and still produced .25 gpm with 32 more changes entered on the Log. Curious to see what others might have encountered in this area, I looked up 12 Drill Logs on some test holes that had just been drilled about a mile away, hoping to find enough information that might help in a decision to move or go deeper yet. Of the 12, I found that only three had more than five entries, the other nine had three to five entries. These holes were not shallow; in fact, they ranged between 500-760 feet except one, which was only 400 feet (6 entries).

Only one log had the required information about production (gpm), or where it was encountered. Only two recorded temperature. Two showed that they had flowed before the casing was removed and holes sealed up. In this case, these wells will probably never be opened back up, and so the owner was not concerned about saving (or making this information public) about the water in these holes. It may not have helped my customer either, as they are a distance off from where I was drilling.

The fact is, required information based on Statute and Rules needs to be placed and recorded onto the Log. If a driller is not interested in helping himself, at least do it for the customer or the neighbors that may find this information useful in the future. Last fall, I received a call from a pump installation company about having a pump stuck in a well. 4.5" pvc was coming up with the pump, then all stopped coming up at all. The Drill Log showed an 8" bore from 0' to 250', a 6" casing + 1' to 40' without a drive shoe, and 2 1/2' of pvc from 38' to 250' with perforations from 180' to 250', and 24 sacks of Bentonite from 0' to 40'. We were not able to identify where the 1' of 6" was added, and were unsure what was holding the 6" casing from falling down the 8" bore to 250'. After working the pump, pipe, and wire from the well, we decided to measure the hole before leaving with the rig. The weight stopped at about 160' then went to 180' where it stuck completely. We knew the liner needed to be removed. What we found was collapsed and telescoped pvc at about 160'. Much time was involved in removing the pvc, along with a few fishing tools and weights and a hammer.

Another story.....One would probably find it difficult to stand over a piece of 6" casing and drop a hammer in it 50% of the time. (I can do it in one throw from about 3 feet away.) We found the hole diameter reduced drastically at about 200'. A short piece of pvc, about 1' long had been split into 2 pieces and screwed to each side of the pvc at the bottom of the hole. This was apparently to stop the pvc at the reduced hole size at 200' when said pvc was air-mailed down the hole. Of the 2 1/2' of pvc with 70' perforated reported on the drill log, we could only find 160' total with 40' that had been perforated. When cleaning hole, besides finding reduced bore diameter at 200' we hit bottom at about 234 ft. This log was so far from accurate (maybe even a little fraudulent), it was not even funny. It did produce the 30 gpm reported.

I have worked on other wells that also had poor Well Log reports, and it does create problems. Yes, logs are a pain to fill out, even if you have someone else compiling the one that goes to the state, and maybe the customer. That person has to rely on the rig copy brought in by the operator to be legible and accurate. The signing supervisor should review it close enough to question irregularities before signing and sending it off. Do we make mistakes? Sure we do, but we need to be more accountable for our actions, follow the guidelines that are set, and fill out Well Logs much better than we are currently doing in Idaho. Thanks for your time, and keep turning right.

Rob Dawson, Rob Dawson Drilling